


MOON MAX SERIES

BI-FACIAL 144 cell Solar Modules



UP TO
21.50%
EFFICIENCY

BI-FACIAL PV MODULES
MBB P-TYPE PERC HALF-CUT CELL

144 CELLS | 500 - 550 W RANGE

HIGHLIGHTS



MBB cell technology – excellent antimicrocracking performance with more balanced interior stress; grid pattern current path, lower cost



Longer Product life and performance



Excellent PID resistance



Modules made with 10 BB & 16 BB

KEY FEATURES



Higher Efficiency



Half-Cut Cell Design With Multi Bus Bar Technology



Round Ribbon Technology



PID Resistance



3-Stage EL Testing



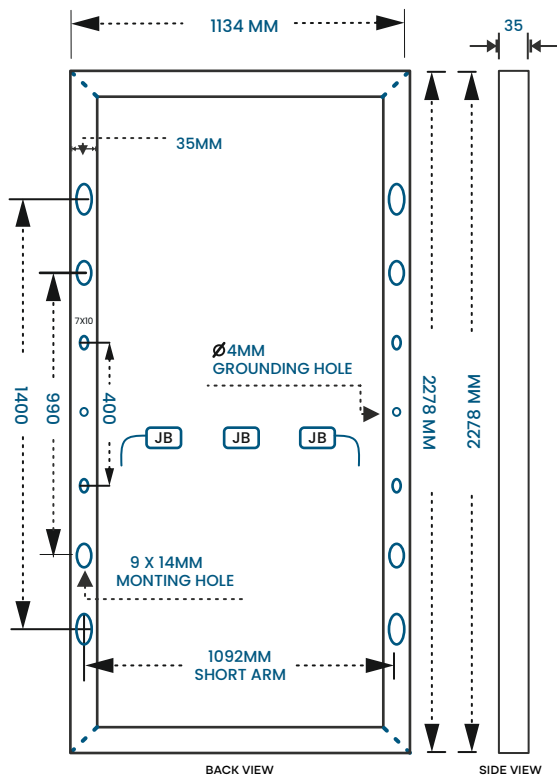
100% hi-pot tested For safety



Only Positive Power Output Tolerance



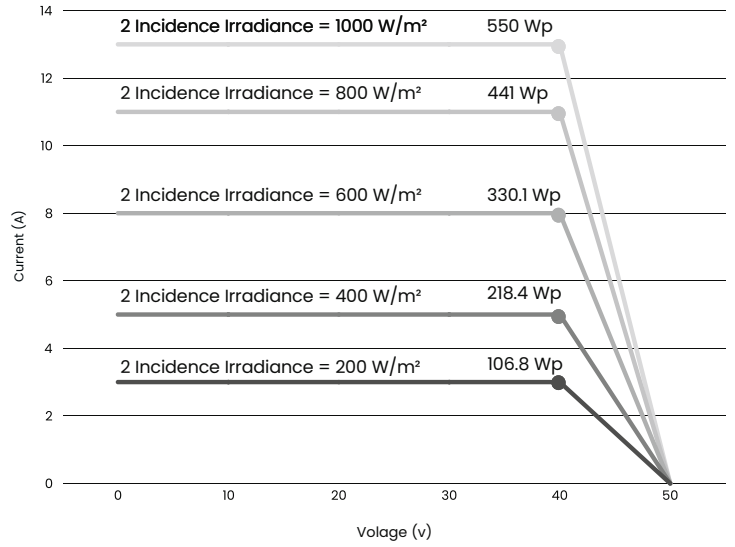
1500 V Module



Technical Data

Multi Irradiance Curve Bi-facial M10-144 HC Cell Module

Cell temp: 25°C



Electrical Parameter at Standard Test Condition (STC)							
MODEL TYPE	SASA 520C-144	SASA 525C-144	SASA 530C-144	SASA 535C-144	SASA 540C-144	SASA 545C-144	SASA 550C-144
MAXIMUM POWER (Pmax) Wp	520	525	530	535	540	545	550
MAXIMUM POWER VOLTAGE (Vmp) V	41.11	41.18	41.26	41.40	41.62	41.83	42.12
MAXIMUM POWER CURRENT (Imp) A	12.66	12.75	12.86	12.94	12.98	13.03	13.07
OPEN CIRCUIT VOLTAGE (Voc) V	48.02	48.10	48.17	48.46	48.74	49.03	49.32
SHORT CIRCUIT CURRENT (Isc) A	13.39	13.46	13.55	13.59	13.63	13.67	13.71
MODULE EFFICIENCY (>) %	20.12	20.32	20.51	20.71	20.90	21.09	21.29

Under Standard Test Condition (STC) of Irradiance of 1000 w/m2, Spectrum AM 1.5 and Cell Temperature of 25°C

Temperatures Co-efficient AND	
Nominal Operating Cell Temperature (NOCT)	45°C ± 2°C
Temperature coefficient of Pmpp	-0.42%/°C
Temperature coefficient of Voc	-0.35%/°C
Temperature coefficient of Isc	+0.07%/°C
Operating temperature Range	-40°C To +85°C
Maximum System Voltage	1500 VDC (IEC & UL)
Maximum Series Fuse Rating	25A

Electrical Parameter at NOCT							
MAXIMUM POWER (Pmax) Wp @ NOCT	385.00	388.00	392.00	396.00	399.00	402.95	407.31
MAXIMUM POWER VOLTAGE (Vmp) V	38.30	38.37	38.44	38.58	38.78	38.97	39.24
MAXIMUM POWER CURRENT (Imp) A	10.06	10.13	10.22	10.28	10.31	10.34	10.38
OPEN CIRCUIT VOLTAGE (Voc) V	44.92	44.99	45.07	45.33	45.59	45.86	46.13
SHORT CIRCUIT CURRENT (Isc) A	10.76	10.82	10.89	10.93	10.96	10.99	11.02

NOCT Irradiance of 800 w/m 2, Ambient Temperatures 20°C, Wind speed 1 m/sec

Mechanical Data	
CELL TYPE	Bi-facial
CELL ARRANGEMENT	144 (6×12+6×12)
DIMENSIONS (L/W/H)	2278mm /1134mm/35mm (40mm in optional)
WEIGHT	28.0 kg
SUPERSTRATE (GLASS)	3.2mm High Transmission Low-iron Tempered ARC Glass
FRAME MATERIAL	Silver Anodized Aluminum frame with Twin Wall Profile
CELL ENCAPSULANT	PID free EVA (ethylene vinyl acetate)-FC/UFC
BACKSHEET	UV Protected tri Layer Reflective Backsheet
JUNCTION BOX	IP 68 rated, 3 diodes, split junction box
CABLE	Solar cable 400mm length, 4mm²
CONNECTOR	2nos Black MC4 Compatible Connector
MECHANICAL LOAD TEST	Snow load 5400 Pa, Wind load 2400 Pa
APPLICATION CLASS	Class A
ELECTRICAL SAFETY	Class II
FIRE SAFETY	Class C (Type I)

Electrical Parameter With Different Rear Side Power Gain (Reference 540 WP Front)					
BIFACIAL OUTPUT-REAR SIDE POWER GAIN	5%	10%	20%	25%	30%
MAXIMUM POWER (Pmax) WP	567	594	648	675	702
MAXIMUM POWER VOLTAGE (VMP) V	41.62	41.63	41.63	41.64	41.64
MAXIMUM POWER CURRENT (IMP) A	13.62	14.26	15.56	16.21	16.86
OPEN CIRCUIT VOLTAGE (VOC) V	48.74	48.74	48.74	48.74	48.74
SHORT CIRCUIT CURRENT (ISC) A	14.17	14.75	15.85	16.43	16.98
MODULE EFFICIENCY (>) %	21.94	22.99	25.08	26.12	27.17

NOTE:
<ul style="list-style-type: none"> Technical data and specification are mention above is subject to change without prior notice The Electrical data given here is for reference purpose only Please Confirm your exact requirements while placing your order
<ul style="list-style-type: none"> 10 Years Product Warranty, 25 Years Power Output Warranty
<ul style="list-style-type: none"> CERTIFICATES : IS 14286 / IEC 61215, IEC 61730-1, IEC 61730-2 BIS AND ALMM APPROVED